

### About the Instructor's Report

This report is for the instructor of the course only. It uniquely displays results from the [university question set](#) for remote learning as well as the questions that you selected or created for your course.

For the Spring 2021 term, your Department Chair or Program Director will **not** receive a report from SETC program. This decision was made to support instructors amid the remote teaching and learning challenges they may currently be facing. You are welcome to share your report as you see fit.

The intention of this report is to provide an overall summary of student's experiences of teaching, learning, and course delivery to inform understanding and reflection on teaching practice. It is not a direct measure of teaching effectiveness for promotion or tenure. This report cannot be used to reasonably rank or highlight differences between individual instructors as it lacks contextual information (e.g. class size, student demographics, etc.).

For more information about SETC reports, please visit our [website](#).

---

### Table of Contents

Section 1: Who responded?

Section 2: Teaching Narrative and Questions

Section 3: University Questions for Remote Learning

- Part 1: Students' Experience with the Instructor
- Part 2: Students' Experience with the Course

Section 4: Comments

---

Notes:

**Statistics:** This report only shows descriptive statistics (mean, standard deviation, frequency of scale options, and response count for each question) aggregated at a course level to protect student confidentiality.

**Scales:** The following scale is used for all questions in this report unless otherwise indicated:

1=Strongly Disagree, 2=Disagree, 3=Neutral, 4=Agree, 5=Strongly Agree

**NRP:** A value of "NRP" indicates that there was no response provided for a question.

**Low Response:** if less than 5 students responded to the *overall* course evaluation, your report will show limited information. This is to protect student confidentiality. On a question-by-question basis, you can still see full information even when less than 5 student responded to a particular question.

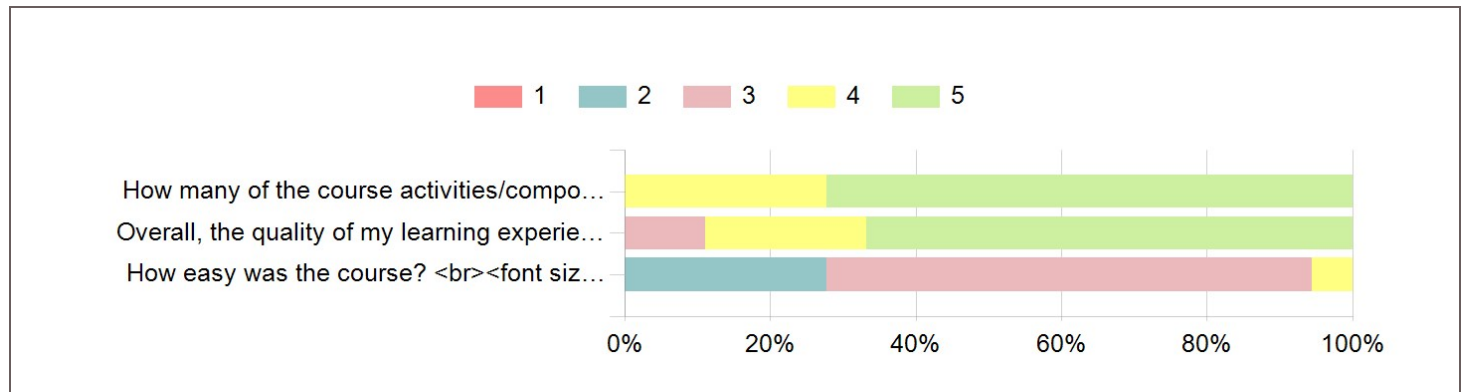
## Section 1 – Who Responded?

This section gives some information about respondents. It is intended to help you understand the limits and generalizability of the statistics presented. Click [here](#) for more information about how response rate, perceived course difficulty, course engagement, and students' overall experience impact evaluation responses.

Raters	Students
Responded	19
Invited	111
Response Ratio	17.1%

Question	Response Count	Mean	Standard Deviation
How many of the course activities/components (i.e. watched lectures, contributed to discussions, assignments) did you complete? Scale used: 1=None, 2=Not very many of them, 3=About half of them, 4=Most of them, 5=All of them	18	4.72	0.46
Overall, the quality of my learning experience in this course was.... Scale used: 1=Very Poor, 2=Poor, 3=Fair, 4=Good, 5=Very Good	18	4.56	0.70
How easy was the course? Scale used: 1=Very Hard, 2=Hard, 3=Medium, 4=Easy, 5=Very Easy	18	2.78	0.55

## Response Distribution



## **Section 2 – Teaching Narrative and Questions**

This section displays your teaching narrative and the responses to the questions you selected/created. If you did not submit a narrative or questions, this section will be blank.

### **Did you design the course?**

*No response.*

### **Teaching Narrative**

*No response.*

### **Instructor Questions**

*This section will be blank if you did not submit any questions or you only submitted comment questions. You can find the responses to your comment questions in Section 4.*

## Section 3 – University Questions for Remote Learning

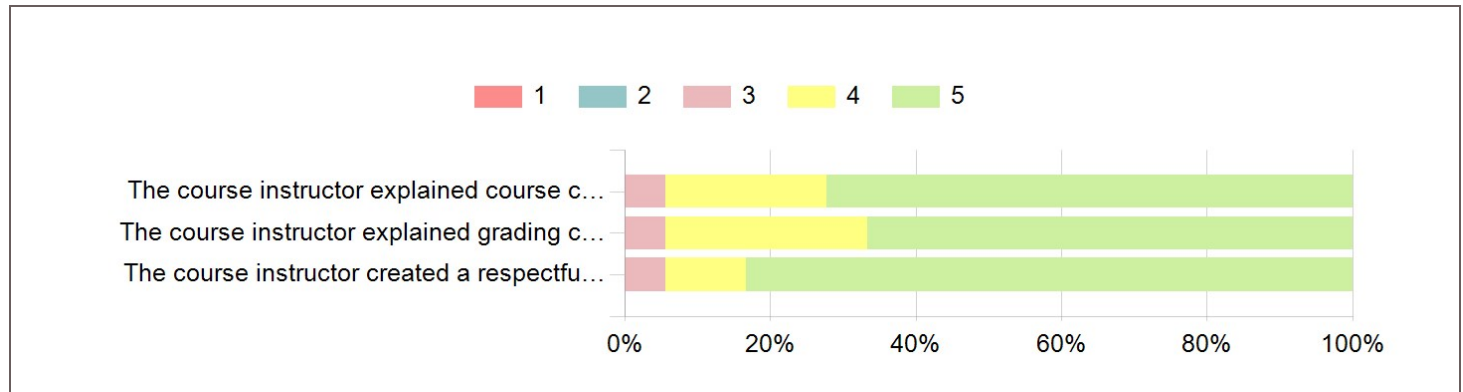
These questions appear on every SETC form and have been updated to refer to [remote instruction and learning](#). Responses to the university comment question can be found in Section 4.

### Part 1 – Students’ Experience with the Course Instructor

To what extent do you agree with the following statements about your experience with this course instructor:

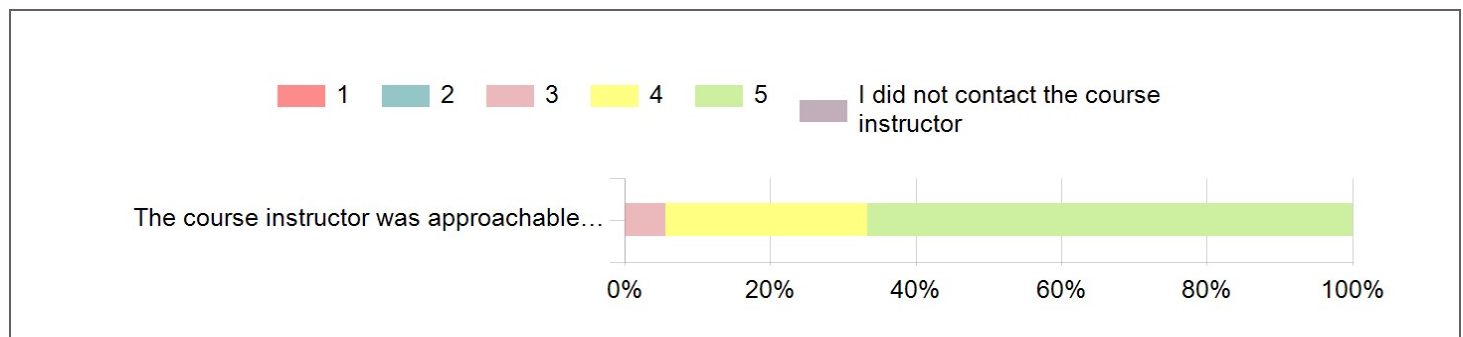
Question	Response Count	Mean	Standard Deviation
The course instructor explained course concepts clearly.	18	4.67	0.59
The course instructor explained grading criteria clearly.	18	4.61	0.61
The course instructor created a respectful learning environment.	18	4.78	0.55

#### Response Distribution



Question	Response Count	Mean	Standard Deviation
The course instructor was approachable when I needed help. Scale: 1=Strongly Disagree, 2=Disagree, 3=Neutral, 4=Agree, 5=Strongly Agree; I did not contact the course instructor	18	4.61	0.61

#### Response Distribution

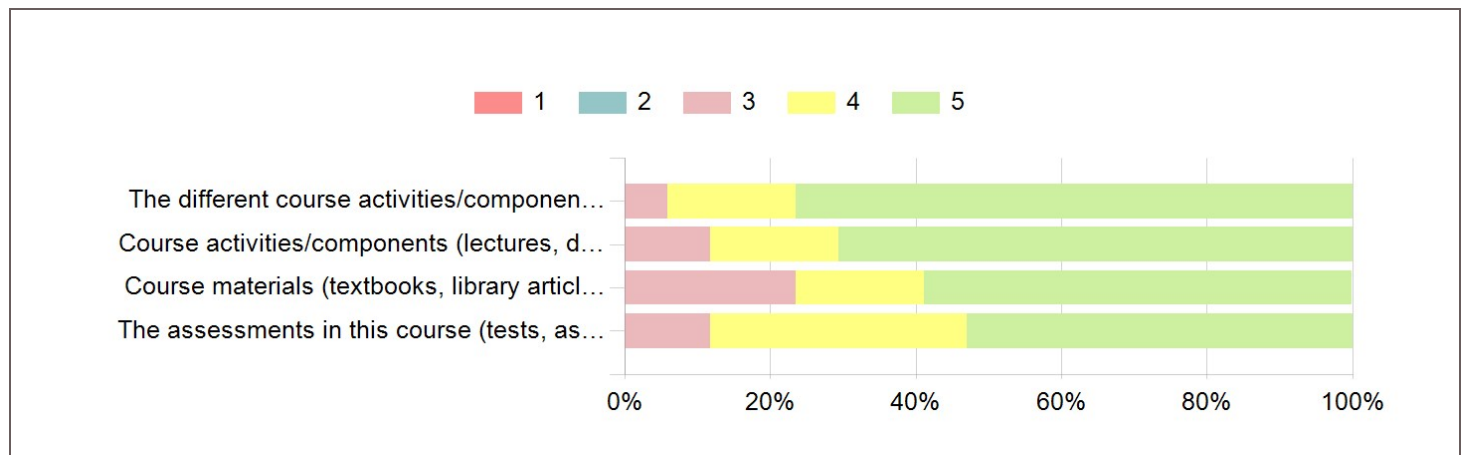


## Part 2 – Students’ Experience with the Course

To what extent do you agree with the following statements about your experience in this course:

Question	Response Count	Mean	Standard Deviation
The different course activities/components (lectures, discussions, assignments, etc.) were connected.	17	4.71	0.59
Course activities/components (lectures, discussions, assignments, etc.) helped me learn.	17	4.59	0.71
Course materials (textbooks, library articles, and website links) improved my understanding of the course content.	17	4.35	0.86
The assessments in this course (tests, assignments, essays, etc.) allowed me to demonstrate my understanding of the course content.	17	4.41	0.71

### Response Distribution



## Section 4 – Comments

This section displays responses to all comment questions.

### Instructor Selected Comment Questions

*None selected.*

### Do you have any further comments?

Comments
Thank you for making the courses' theories so clear, understandable and interesting with plenty of examples and diagrams, which undoubtedly helped to learn the materials better. Also the availability and the discord environment made it easier to approach and resolve any arising problem almost instantly. Thank you again Dr. Thomas for all you've done for us.
Change TA
thanks for a fun semester!!
Instructor + Dr. Jack Thomas is probably the best professor I have ever had at SFU! He creates a very welcoming environment for students, is very clear on what students are to be learning in the course, and is very helpful. I really hope Dr. Thomas will teach more higher courses in CMPT because he is an excellent instructor.
More engagement/usage of piazza (instead of)/(along with) discord. Questions posted on piazza were not answered in the beginning of the course, so no student asked any further questions.
Dr. Jack Thomas is an awesome professor. I would love to take more courses with him in future.